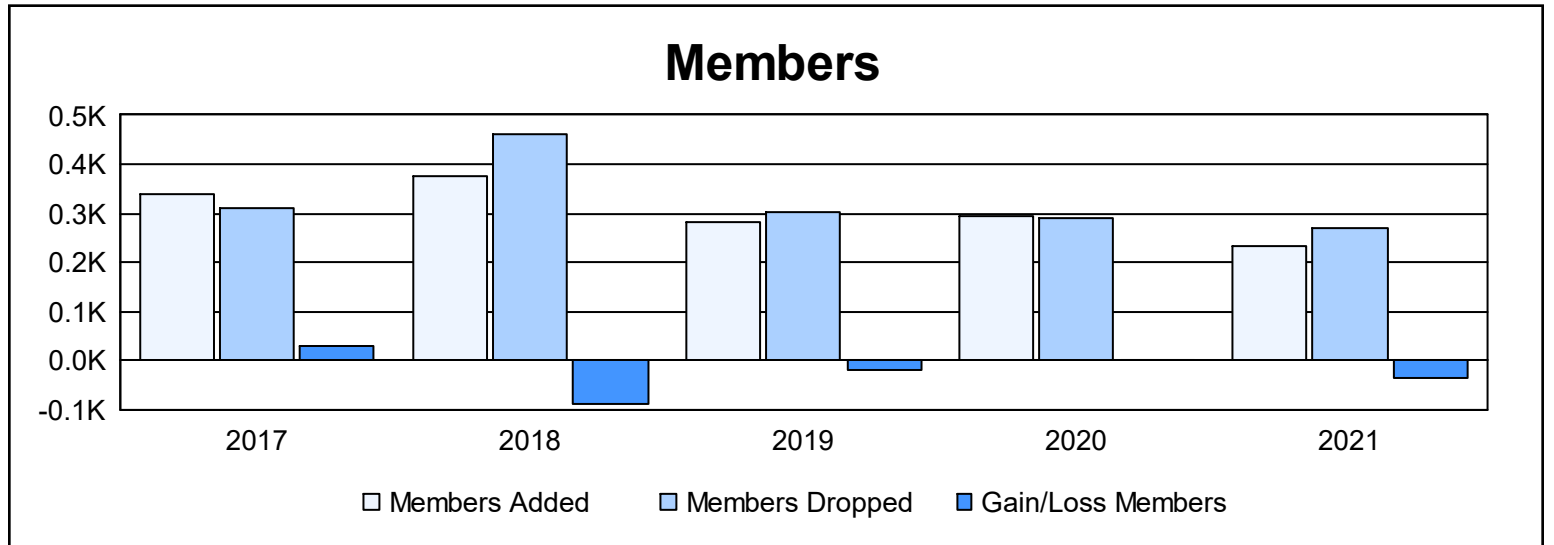
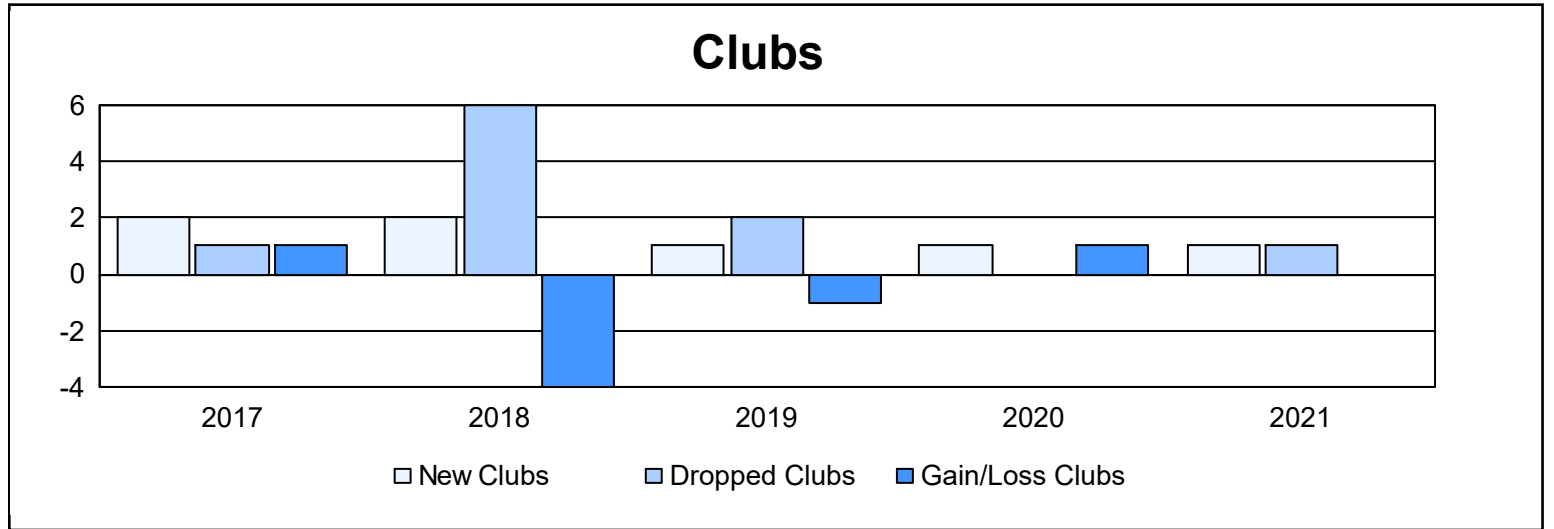
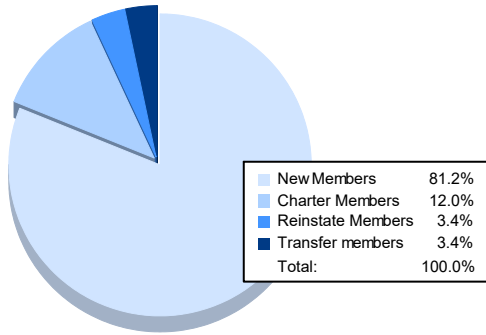


Year	New Clubs	Dropped Clubs	Gain/ Loss Clubs	New Members	Charter Members	Reinstate Members	Transfer Members	Total Member Added	Total Members Dropped	Gain/ Loss Members
2016-2017	2	1	1	247	65	21	8	341	312	29
2017-2018	2	6	-4	260	61	31	22	374	463	-89
2018-2019	1	2	-1	182	86	6	9	283	301	-18
2019-2020	1	0	1	237	25	20	11	293	290	3
2020-2021	1	1	0	190	28	8	8	234	270	-36
<b>Average</b>	<b>1</b>	<b>2</b>	<b>-1</b>	<b>223</b>	<b>53</b>	<b>17</b>	<b>12</b>	<b>305</b>	<b>327</b>	<b>-22</b>



### Membership Composition June 2021 Cumulative



### Gender Composition June 2021 Cumulative

